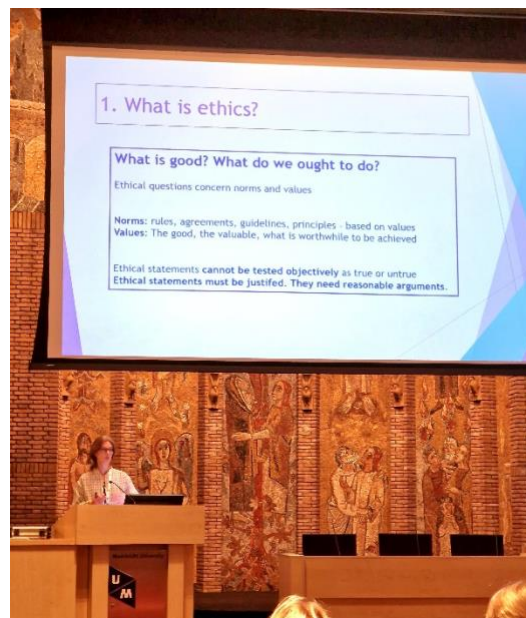



The 23rd edition of EURON PhD days took place at Maastricht University on the 26<sup>th</sup> and 27<sup>th</sup> of January 2023. It was a great occasion for PhD students to discuss their findings, thoughts, and insights with other PhD students and senior researchers while learning about recent proceedings in science occurring outside of their own university.

The first day started with a great lecture about stem cell as therapy for traumatic brain injury by prof. Daniel Anthony (University of Oxford). Followed by some interesting clinical results using stem cells and reversed engineering by Han de Munter from Neuroplast -one of our event sponsors-. And we finished the 1<sup>st</sup> half of the day with an uplifting and motivating interview with Jos Wetzels (<https://josonthemove.nl>) as a patient recovering from spinal cord injury.

After an exceptionally attractive poster session, the second part of the day consisted of two parallel sessions; The first session focusing on Neurodevelopment started with an engaging lecture about the neurodevelopmental origins of obesity and diabetes by prof. Sebastien Bouret (University of Lille), followed by four PhD talks from different EURON partner universities. The second session focusing on neurodegeneration started with a stimulating talk from Prof. Natalia Kononenko (U. Cologne) about the various functions of neuronal autophagy, which was also followed by four PhD talks. And the day ended with a very interactive workshop about research integrity, given by Dr. Dorothee Horstkötter (U. Maastricht) in a fun way using the dilemma game app.



The second day started with a compelling lecture about multimodal imaging techniques by Prof. Dr. Irene Neuner (RWTH Aachen University). Followed by very interesting and beautifully presented data on multi-modal imaging of cortical architecture in the human brain by our invited lecturer Dr. Sven Hildebrand (U. Maastricht).


Then the participants had some time to visit the imaging exhibition and vote for their favorite microscopy image. And like in the first day, the afternoon consisted of two parallel sessions; The third session focusing on brain trauma started with an impressive talk entitled: traumatic Brain Injury: an urgent call for monitoring and treatments by Dr. Marcel Aries (U. Maastricht). Followed by for PhD talks. And the fourth session focusing on neuropsychiatry started with an attractive talk about Glycine receptor signaling in psychiatric disorders by Dr. Elisabeth Piccart (U. Hasselt). Also followed by four PhD talks.





A last poster session took place before the Award ceremony, during which the highly ranked students who presented a talk, a poster and an image received an award. The best talk was by Kenneth Vanbrabant (UHasselt), best poster by Gayel Duran (UHasselt) and best image by Gabriele Sanchini (UHasselt).

And the day ended with a motivating workshop about science communication by Dr. Job Van den Hurk in which he emphasized on the importance of delivering science to society in an understandable manner.





***The organizing committee of Euron PhD days 2023***

Ophélie Hanot | Fatima Timzoura | Philippos Koulousakis | Katherine Bassil | Hanna Schenck | Emily Willems | Lieve Van Veggel | Elle Scheijen | Sarra Zaghbouni